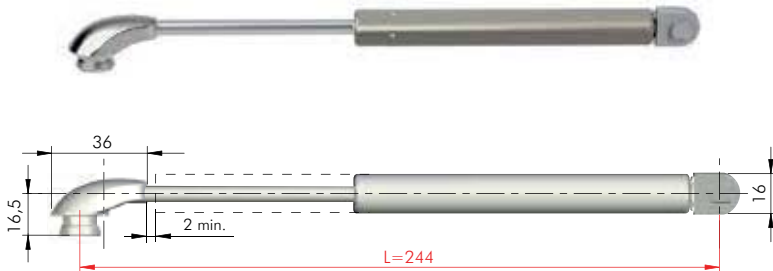


COMPACT 244 mm - LIFT UP - Friction version

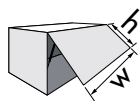


ZAnk EP ST

= 100 pcs.

Rev. 01

42311010UZ	45
42312010UZ	60
42313010UZ	90
42314010UZ	120

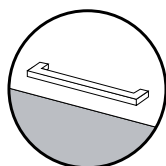
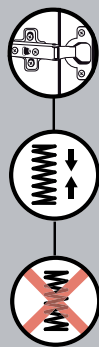


h	w	450		600		900		1200		1500	
		Kg	Compact	Kg	Compact	Kg	Compact	Kg	Compact	Kg	Compact
300-350	1,6 - 1,8	1 x 45 N	2,1 - 2,5	1 x 45 N	3,2 - 3,7	1 x 60 N	4,2 - 4,9	2 x 45 N	5,3 - 6,1	2 x 45 N	
351-400	1,8 - 2,1	1 x 45 N	2,5 - 2,8	1 x 45 N	3,7 - 4,2	2 x 45 N	4,9 - 5,6	2 x 60 N	6,1 - 7,0	2 x 60 N	
401-450	2,1 - 2,4	1 x 60 N	2,8 - 3,2	2 x 45 N	4,2 - 4,7	2 x 45 N	5,6 - 6,3	2 x 60 N	7,0 - 7,9	2 x 90 N	
451-500	2,4 - 2,6	1 x 60 N	3,2 - 3,5	2 x 45 N	4,7 - 5,3	2 x 60 N	6,3 - 7,0	2 x 90 N			
501-550	2,6 - 2,9	2 x 45 N	3,5 - 3,9	2 x 60 N	5,3 - 5,8	2 x 90 N	7,0 - 7,7	2 x 120 N			

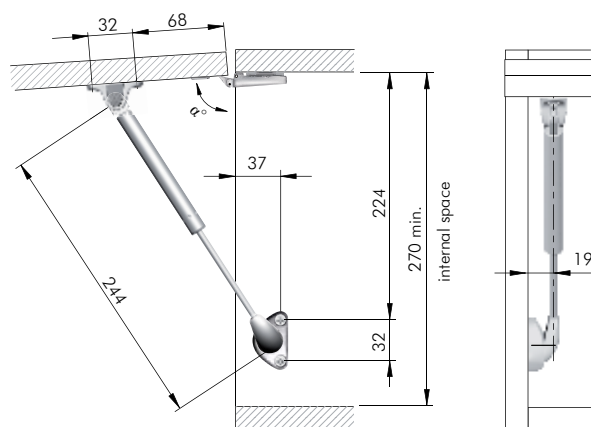
Further newton strengths available on request.

The above chart refers to chipboard or MDF 18 mm doors and aluminium frame doors with glass 4 mm thick. These are experimental results to be checked by the customer. Our Technical Department is at your disposal to test further cases out of this chart

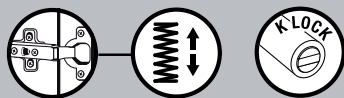
8



	α°
Side bracket in Position A	86°
Side bracket in Position B	78°



The dimensions of the above drilling plan refer to carcasses which use **standard sprung or unsprung hinges** and mounting plates 0 mm. Please note that α° opening angle shown data is purely indicative. It varies with respect to the hinge brand and adjustment carried out.



Please note that in case of use of **negative hinges**, **magnet K Lock** is required. For details refer to section "PUSH CATCHES & MAGNETIC CATCHES".